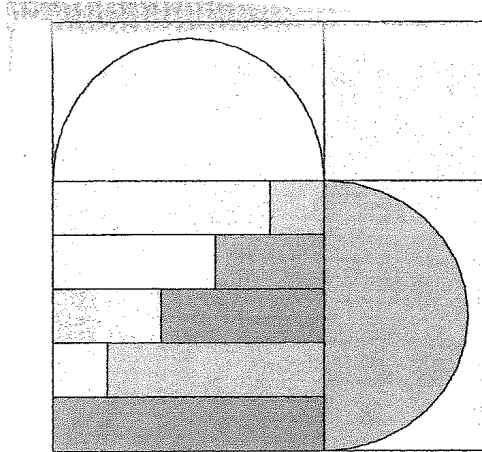


Note: The curved piece is  $\frac{1}{2}$  of a 5" circle. DUE February 2010

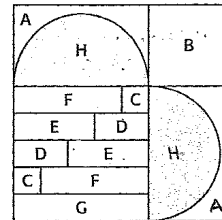
# MPS Quarterly Winnings









## Scrappy Heart (pink, red, cream)



**FEBRUARY  
2010**

**Be My Valentine**  
8" finished  
8 1/2" unfinished



- |   |   |   |
|---|---|---|
| A  3 1/2" x 5 1/2" | D  1 1/2" x 2 1/2"   | G  1 1/2" x 5 1/2" |
| B  3 1/2"         | E  1 1/2" x 3 1/2"  | H  AT-2          |
| C  1 1/2"        | F  1 1/2" x 4 1/2" |   |

### Step 1: Cut Patches

Cream fabric: Cut 2 A, 1 B  
Pink fabrics: Cut 1 ea. C, D, E, F  
Red fabrics: Cut 1 ea. C, D, E, F, G

### Step 2: Applique as below

### Step 3: Assemble block.

Attach your name to back of block.

Block due at Feb. 2011 meeting.

Questions?

Please call  
Cherryl Chandler  
503 590-5922

